

# MAJEDIE INVESTMENTS PLC

Monthly Factsheet

As at 31 July 2023

## Company Information

Founded in 1910, Majedie Investments PLC is an investment trust listed on the London Stock Exchange. In January 2023, the Company appointed Marylebone Partners LLP as its investment manager, whilst moving to a 'liquid endowment' strategy designed to deliver attractive real returns. With equities at its heart, the approach is long-term and fundamental. It emphasises differentiated return sources but does not incorporate deeply illiquid or hard-to-value assets. Marylebone Partners draws upon a proprietary ideas network, which the firm's principals have built over several decades at industry-leading firms, to source each portfolio investment.

The Majedie Investments PLC portfolio concentrates on three complementary strategies:

### Special Investments

These are eclectic opportunities with high return potential, including co-investments, thematic funds and special purpose vehicles. These situations are often challenging to access and rarely come to the attention of other investors. All Special Investments are marked to market on a regular basis, and are expected to be monetised within 36 months of initiation.

### External Managers

This strategy involves allocations to leading specialist funds that pursue a fundamental skill-based approach, capitalising on structural inefficiencies in specific niche areas. Each manager in the Majedie portfolio has a distinct style and/or expertise in a geographic region or industry sector. Marylebone Partners has extensive experience of identifying best-in-class funds globally, with a preference for independent owner-operated boutiques whose managers' interests are aligned.

### Direct Investments

This strategy focuses on long-term, non-consensual investments in the public equities of value-creating companies. Portfolio companies have robust growth prospects, good levels of business profitability, and unappreciated earnings power. The selection process targets idiosyncratic bottom-up opportunities, combined to provide high active share and no inherent style or sectoral bias.

## Investment Objective

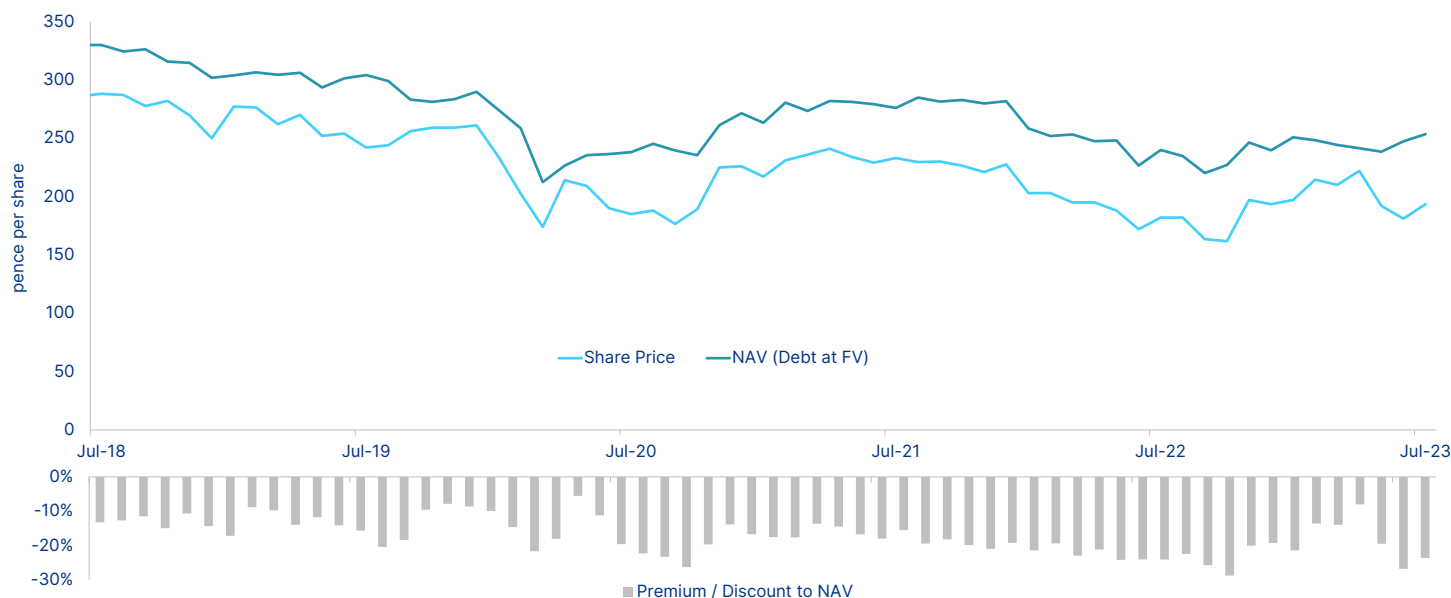
The Company's investment objective is to deliver long-term capital growth whilst preserving shareholders' capital and paying a regular dividend.

The performance target is to achieve net annualised total returns (in GBP) of at least 4 per cent. above the UK CPI, over rolling five-year periods.

## Key Facts

Share Price	193.5p
Market Capitalisation	£102.6m
Total Assets	£155.1m
Shares in issue	52,998,795
Ticker	MAJE.LN
Sector	Flexible
Dividend payable	Quarterly
NAV per Share (Debt at Fair Value)	253.5p
Premium / Discount (Debt at Fair Value)	-23.7%
Debt at Fair Value	£20.8m
Financial Year End	30 September
Final dividend for the year to 30.09.22	4.2p
Special dividend for the year to 30.09.22	1.8p
Quarterly dividend to 31.03.23	1.8p
AGM	January

## Share Price & Net Asset Value (Debt at Fair Value)



Price per share and Premium / Discount are based on the Company's estimated Net Asset Value released to the market. Marylebone Partners assumed management of the portfolio on 25 January 2023.

## Performance Analysis

	MTD	FY-to-Date 30/09/22 to 31/07/23	3YR (ann.)	5YR (ann.)
Net Asset Value (Debt at FV)	+2.5%	+19.0%	+6.2%	-1.3%
Total Shareholder Return	+6.9%	+23.1%	+6.5%	-3.1%

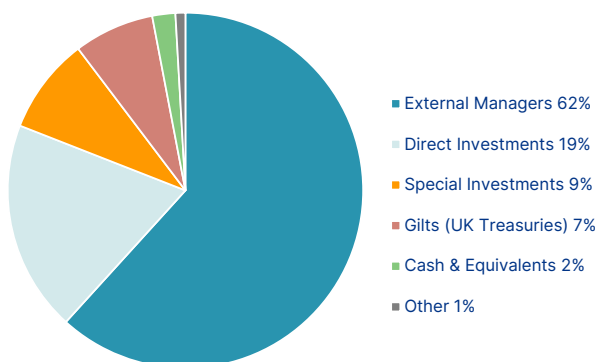
## Attribution Analysis (Gross)

Strategy	Current Month	
	Allocation	Contribution
Special Investments	9%	+47 bps
External Managers	62%	+156 bps
Direct Investments	19%	+41 bps
Other	1%	-10 bps
Cash & Equivalents*	9%	-5 bps
<b>Total</b>	<b>100%</b>	<b>+228 bps</b>

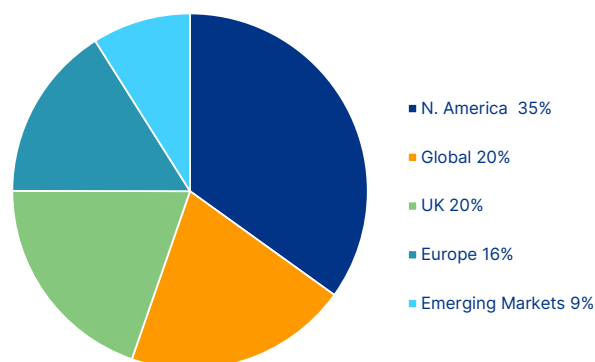
\*Including gilts. Excludes the effects of gearing.

## Exposure Analysis

### Strategy Allocation

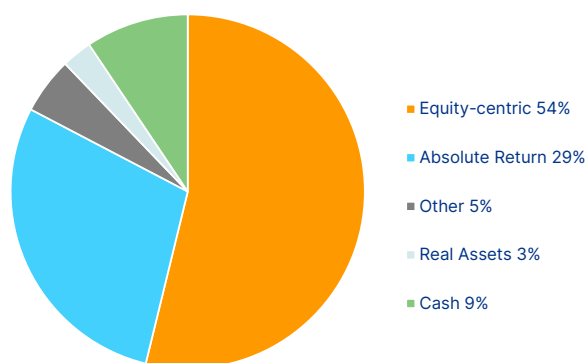


### Geographic Profile

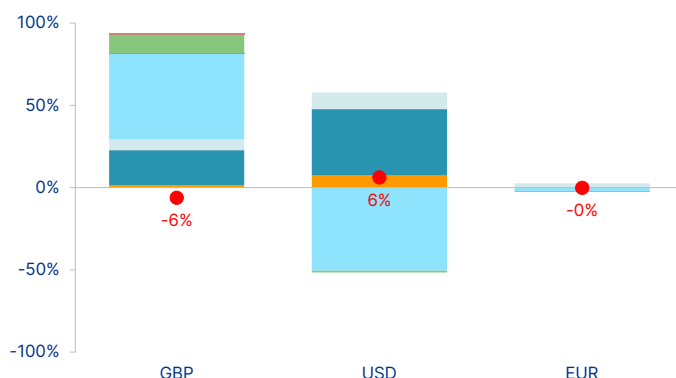


Refers to GICS regional classification (in the case of direct investments), or area of primary geographic focus (in the case of external managers).

### Role in Portfolio Classification



### Active Currency Exposure

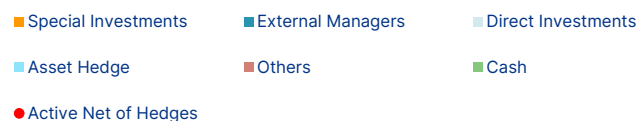


### Liquidity Analysis<sup>(i)</sup>

<30 days	38%
30-90 days	35%
90-365 days	23%
>365 days	4%

### Fair Value Hierarchy<sup>(ii)</sup>

Level I	32%
Level II	64%
Level III	2%
Cash	2%



### Largest Special Investment Holdings

Security	Profile	Holding
Project Bungalow	Co-invest	2.5%
Project Uranium	Thematic	1.8%
Project Retain	SPV	1.5%
Project Saint	Co-invest	1.5%
Project Challenger	Co-invest	1.4%

### Largest External Manager Holdings

Security	Specialism	Holding
Helikon Long Short Equity Fund	Regional (Europe)	5.9%
Silver Point	Credit	5.8%
Millstreet	Credit	5.4%
Contrarian Emerging Markets	EM Credit	4.9%
Praesidium	Software	4.3%

### Largest Direct Investment Holdings

Security	Profile	Holding
KBR Inc	Govt Servs	1.9%
Wabtec Corp.	Industrials	1.7%
Sage Group plc	Software	1.6%
Weir Group plc	Industrials	1.6%
Alight Inc	Software	1.6%

## Important Information

- (i) Liquidity analysis assumes a liquidation of all assets under management. For Direct holdings, the days liquidity is calculated at one-third of the three-month average daily trading volume. For external manager and special investment holdings, it is assumed that any applicable soft lock up fees are paid.
- (ii) As part of the disclosure requirements for fair value measurements, an entity shall classify fair value measurements using a "fair value hierarchy" that categorises the inputs to valuation techniques used to measure fair value. The fair value hierarchy has three different levels and gives the highest priority to quoted (unadjusted) prices in active markets and the lowest priority to unobservable inputs. Level 1 inputs are quoted prices (unadjusted) in active markets for identical assets and liabilities the entity can access at the measurement date; Level 2 inputs are inputs other than quoted prices included within Level 1 that are observable for the asset and liability, either directly or indirectly and Level 3 inputs are unobservable inputs for the asset or liability. Investments in external funds for which a NAV is calculated on a monthly basis and in which subscriptions and redemptions are permitted on a monthly or quarterly basis have been classified as Level 2, whilst special investments in which there is no observable pricing in markets have been classified as Level 3.

The contents of this report have been issued and approved on 11 August 2023 by Marylebone Partners LLP ("Marylebone") in its capacity as alternative investment fund manager of Majedie Investments PLC ("the Company"). Marylebone is registered in England and Wales (Company Number: OC381480) and has its registered office at: 65 Compton Street, London, EC1V 0BN, United Kingdom. The Company is registered in England and Wales (Company Number 109305) and has its registered office at: 1 Kings Arms Yard, London, EC2R 7AF, United Kingdom. Marylebone believes that the information contained on this factsheet is accurate at the date of publication, but accepts no liability for inaccuracy. It may be changed without prior notice. Following the appointment of Marylebone Partners LLP, shareholder approval of the change in investment policy and the transition to the new 'liquid endowment' model, the Company announces that as of 1 March 2023 a revised timetable for publication of the Net Asset Value ("NAV"). An estimate of the month-end NAV will be published on around the 10th day of the subsequent calendar month. A mid-month NAV estimate will be published on around the 25th day of each month, accompanied by the final NAV for the prior month. You should always bear in mind that: the value of investments may fluctuate; past performance is not a guarantee to future returns; the price of shares, and any income from them, can go down as well as up and you may not get back the full amount invested; any tax concessions are not guaranteed and may change at any time and their value will depend on your individual circumstances; the price of the shares in investment trusts is determined by supply and demand and is therefore not necessarily the same as the value of the underlying assets; there is a currency risk when an underlying asset is acquired which is a non-sterling asset; the value of the asset may be offset by a depreciation of the currency of denomination of the asset against sterling, and vice versa; in a building society or bank account your money is highly secure, whereas in a stock market based investment it is exposed to a degree of risk.

## Contact Information

### The Company

**Majedie Investments PLC**  
1 King's Arms Yard  
London EC2R 7AF  
Tel: +44 (0)20 7328 8170  
Email: [william.barlow@majedieinvestments.com](mailto:william.barlow@majedieinvestments.com)  
[www.majedieinvestments.com](http://www.majedieinvestments.com)

### The Manager

**Marylebone Partners LLP**  
Second Floor, 35 Portman Square  
London W1H 6LR  
Tel: +44 (0)20 3468 9910  
Email: [contacts@marylebonepartners.com](mailto:contacts@marylebonepartners.com)  
[www.marylebonepartners.com](http://www.marylebonepartners.com)

### Press & PR

**TB Cardew**  
29 Lincoln's Inn Fields  
London WC2A 3EG  
Tel: +44 (0)20 7930 0777  
Email: [majedie@tbcardew.com](mailto:majedie@tbcardew.com)  
[www.tbcardew.com](http://www.tbcardew.com)