

# MAJEDIE INVESTMENTS PLC

Monthly Factsheet

30 April 2025

## Company Information

Founded in 1910, Majedie Investments PLC is an investment trust listed on the London Stock Exchange. In January 2023, the Company appointed Marylebone Partners LLP as its investment manager, whilst moving to a 'liquid endowment' strategy designed to deliver attractive real returns. With equities at its heart, the approach is long-term and fundamental. It emphasises differentiated return sources but does not incorporate deeply illiquid or hard-to-value assets. Marylebone Partners draws upon a proprietary ideas network, which the firm's principals have built over several decades at industry-leading firms, to source each portfolio investment.

The Majedie Investments PLC portfolio concentrates on three complementary strategies:

### Special Investments

These are eclectic opportunities with high return potential, including co-investments, thematic funds and special purpose vehicles. These situations are often challenging to access and rarely come to the attention of other investors. All Special Investments are marked to market on a regular basis, and are expected to be monetised within 36 months of initiation.

### External Managers

This strategy involves allocations to leading specialist funds that pursue a fundamental skill-based approach, capitalising on structural inefficiencies in specific niche areas. Each manager in the Majedie portfolio has a distinct style and/or expertise in a geographic region or industry sector. Marylebone Partners has extensive experience of identifying best-in-class funds globally, with a preference for independent owner-operated boutiques whose managers' interests are aligned.

### Direct Investments

This strategy focuses on long-term, non-consensual investments in the public equities of value-creating companies. Portfolio companies have robust growth prospects, good levels of business profitability, and unappreciated earnings power. The selection process targets idiosyncratic bottom-up opportunities, combined to provide high active share and no inherent style or sectoral bias.

## Investment Objective

The Company's investment objective is to deliver long-term capital growth whilst preserving shareholders' capital and paying a regular dividend.

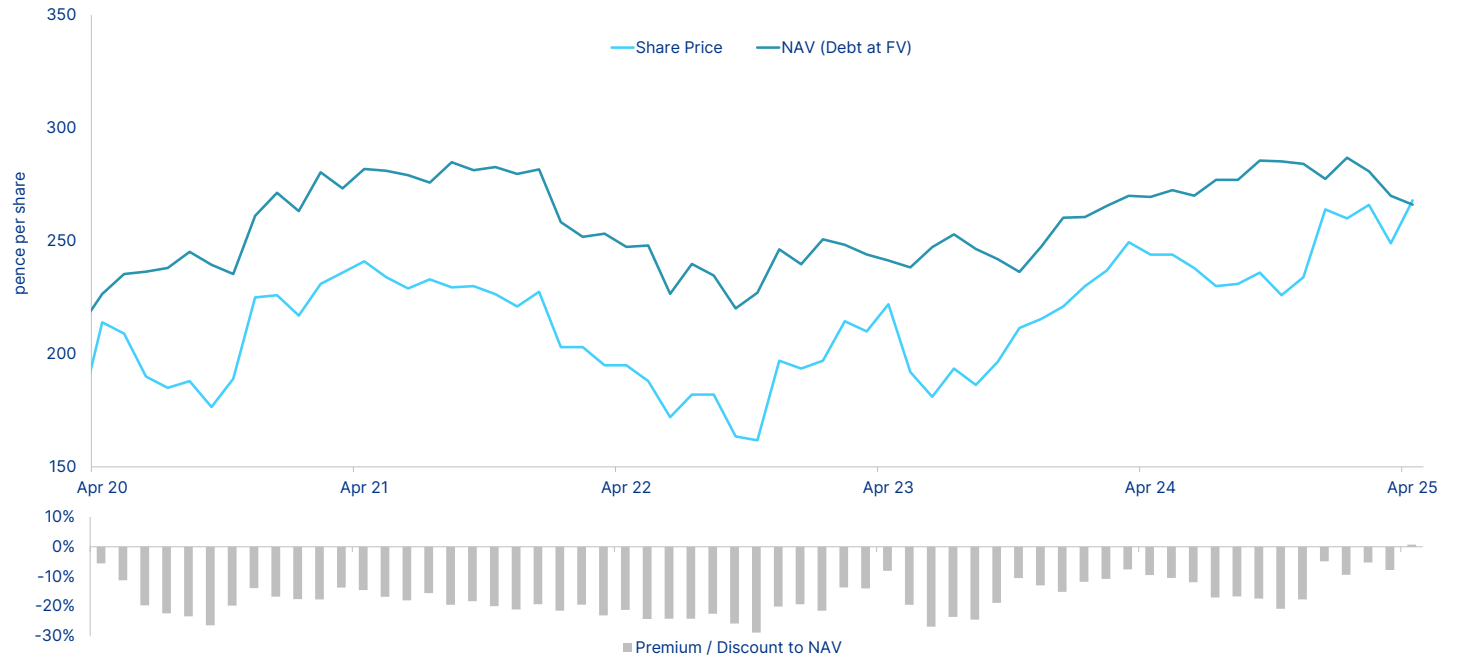
The performance target is to achieve net annualised total returns (in GBP) of at least 4 per cent. above the UK CPI, over rolling five-year periods.

## Key Facts

Share Price	268p
Market Capitalisation	£142m
Net Asset Value	£141m
Shares in issue	52,998,795
Ticker	MAJE.LN
Sector	Flexible
Dividend payable	Quarterly
NAV per Share	266.1p
Premium / Discount	0.7%
Financial Year End	30 September
AGM	February
Quarterly dividend to 31.03.25	2.0p

*Dividends are paid quarterly at 0.75% of NAV*

## Share Price & Net Asset Value (Debt at Fair Value)



Price per share and Premium / Discount are based on the Company's estimated Net Asset Value released to the market. Marylebone Partners assumed management of the portfolio on 25 January 2023.

## Performance Analysis

	MTD	FY-to-Date 01/10/24 to 30/04/2025	3YR (ann.)	5YR (ann.)
Net Asset Value	-1.4%	-5.5%	6.0%	7.2%
Total Shareholder Return	7.6%	15.6%	15.9%	9.5%

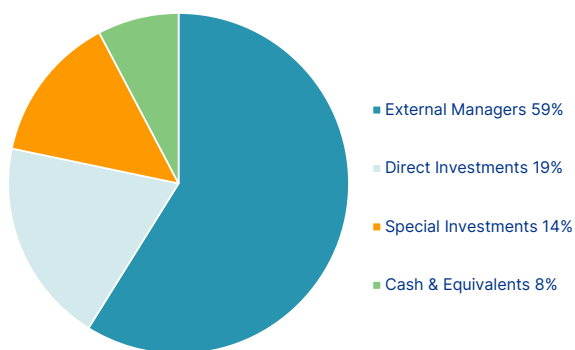
## Attribution Analysis (Gross)

Strategy	Current Month	
	Allocation	Contribution
Special Investments	14%	-102 bps
External Managers	59%	-150 bps
Direct Investments	19%	-31 bps
Other	0%	0 bps
Cash & Equivalents*	8%	+138 bps
<b>Total</b>	<b>100%</b>	<b>-145 bps</b>

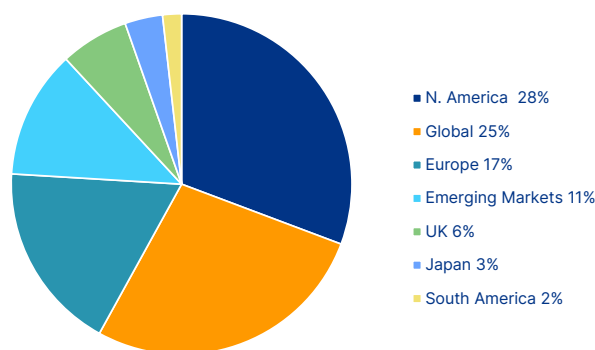
\* Includes gilts, the cost of gearing & expenses.

## Exposure Analysis

### Strategy Allocation

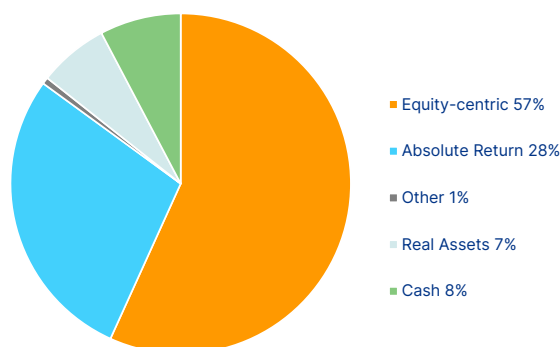


### Geographic Profile

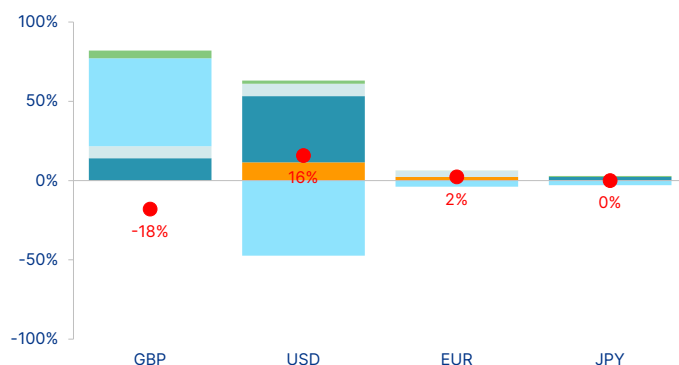


Refers to GICS regional classification (in the case of direct investments), or area of primary geographic focus (in the case of external managers).

### Role in Portfolio Classification



### Active Currency Exposure

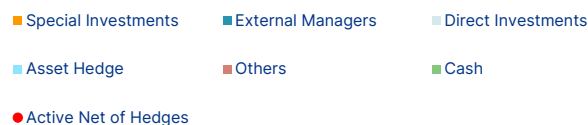


### Liquidity Analysis<sup>(i)</sup>

<30 days	33%
30-90 days	42%
90-365 days	19%
>365 days	6%

### Fair Value Hierarchy<sup>(ii)</sup>

Level I	22%
Level II	70%
Level III	1%
Cash	8%



### Largest Special Investment Holdings

Security	Profile	Holding
Project Uranium	Thematic	2.5%
Project Zeno	Co-invest	2.1%
Project Vista	Co-invest	1.7%
Project Senior	Co-invest	1.6%
Project Wrigley	Co-invest	1.5%

### Largest External Manager Holdings

Security	Specialism	Holding
Helikon LS Equity Fund	Regional (Europe)	6.3%
Contrarian EM Fund	EM Credit	6.0%
Silver Point Capital Fund	Credit	5.3%
Perseverance DXF Value	Regional (China)	5.3%
Millstreet Credit Fund	HY Credit	5.0%

### Largest Direct Investment Holdings

Security	Profile	Holding
Global X Copper Miners ETF	Commodities	4.1%
KBR, Inc.	Govt Services	2.3%
Computacenter plc	Computer Services	2.3%
Weir Group plc	Industrials	2.0%
Breedon Group plc	Materials	1.7%

## Important Information

(i) Liquidity analysis assumes a liquidation of all assets under management. For direct holdings, the days liquidity is calculated at one-third of the three-month average daily trading volume. For external manager and special investment holdings, it is assumed that any applicable soft lock up fees are paid.

(ii) As part of the disclosure requirements for fair value measurements, an entity shall classify fair value measurements using a "fair value hierarchy" that categorises the inputs to valuation techniques used to measure fair value. The fair value hierarchy has three different levels and gives the highest priority to quoted (unadjusted) prices in active markets and the lowest priority to unobservable inputs. Level 1 inputs are quoted prices (unadjusted) in active markets for identical assets and liabilities the entity can access at the measurement date; Level 2 inputs are inputs other than quoted prices included within Level 1 that are observable for the asset and liability, either directly or indirectly and Level 3 inputs are unobservable inputs for the asset or liability. Investments in external funds for which a NAV is calculated on a monthly basis and in which subscriptions and redemptions are permitted on a monthly or quarterly basis have been classified as Level 2, whilst special investments in which there is no observable pricing in markets have been classified as Level 3.

The contents of this report have been issued and approved on 13 May 2025 by Marylebone Partners LLP ("Marylebone") in its capacity as alternative investment fund manager of Majedie Investments PLC ("the Company"). Marylebone Partners LLP is authorised and regulated by the Financial Conduct Authority (Firm Reference Number: 596118). Marylebone is registered in England and Wales (Company Number: OC381480) and has its registered office at: 1 Giltspur Street, Farringdon, London, EC1A 9DD, United Kingdom. The Company is registered in England and Wales (Company Number 109305) and has its registered office at: Dashwood House Old Broad Street, London, EC2M 1QS, United Kingdom. Marylebone believes that the information contained on this factsheet is accurate at the date of publication, but accepts no liability for inaccuracy. You should always bear in mind that: the value of investments may fluctuate; past performance is not a guarantee to future returns; the price of shares, and any income from them, can go down as well as up and you may not get back the full amount invested; the price of the shares in investment trusts is determined by supply and demand and is therefore not necessarily the same as the value of the underlying assets; there is a currency risk when an underlying asset is acquired which is a nonsterling asset; the value of the asset may be offset by a depreciation of the currency of denomination of the asset against sterling, and vice versa.

## Contact Information

### The Company

**Majedie Investments PLC**  
Dashwood House Old Broad Street  
London EC2M 1QS  
Tel: +44 (0)20 3468 9910  
Email: [wb@marylebonepartners.com](mailto:wb@marylebonepartners.com)  
[www.majedieinvestments.com](http://www.majedieinvestments.com)

Marylebone Partners LLP is authorised and regulated by the Financial Conduct Authority

### The Manager

**Marylebone Partners LLP**  
Second Floor, 35 Portman Square  
London W1H 6LR  
Tel: +44 (0)20 3468 9910  
Email: [contacts@marylebonepartners.com](mailto:contacts@marylebonepartners.com)  
[www.marylebonepartners.com](http://www.marylebonepartners.com)

### Press & PR

**Cardew Group**  
29 Lincoln's Inn Fields  
London WC2A 3EG  
Tel: +44 (0)20 7930 0777  
Email: [majedie@tbcardew.com](mailto:majedie@tbcardew.com)  
[www.cardewgroup.com](http://www.cardewgroup.com)